


# Vaccinated Travel Lane (VTL)

A step-by-step guide for Singapore Citizens/Permanent Residents (SCs/PRs)



- Check entry requirements of VTL country
- Book flights  
(Return to Singapore must be on a designated VTL flight – check respective airlines' website)
- Download vaccination certificate from HealthHub app

Any flight out of Singapore to VTL Country



**TRIP  
PLANNING**  
STEP 01



- Adhere to local government public health measures
- Remain within any VTL country or country/region in category I of MOH's country/region classification for border measures  
(Refer to the Safe Travel Office website for the list of countries.)

**WHILE  
OVERSEAS**  
STEP 02



- Meet required travel history prior to departure
- Have an acceptable proof of vaccination
- Take COVID-19 Polymerase Chain Reaction (PCR) test or Antigen Rapid test (ART) within two days before departure
- Register and pre-pay for on-arrival COVID-19 PCR test
- Submit SG Arrival Card


**PRE  
DEPARTURE**  
STEP 03



- Present the following documents at check-in:
  - Passport
  - Accepted proof of vaccination
  - Negative COVID-19 PCR test or ART report


**CHECK-IN**  
STEP 04

Designated VTL flight to Singapore



- Present the same documents during check-in at the arrival immigration
- Take on-arrival COVID-19 PCR test at the airport
- Proceed immediately to declared self-isolation accommodation via private transport/ taxi/private hire car (no public buses and trains)

**ON  
ARRIVAL**  
STEP 05



- Remain isolated until a negative COVID-19 PCR test result is obtained
- Adhere to prevailing safe management measures in Singapore

**STAY IN  
SINGAPORE**  
STEP 06

(For details, go to <https://safetravel.ica.gov.sg>)